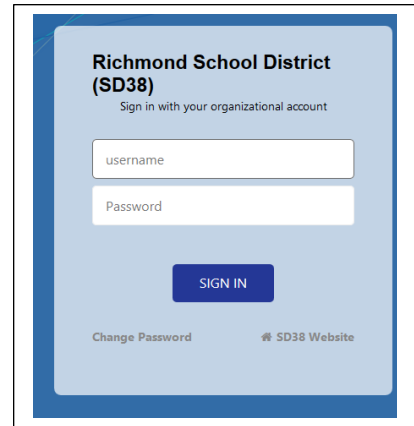


LOGGING INTO THE PORTAL

1. Go to <https://portal.sd38.bc.ca>
2. This image is what should appear on your screen:
3. Username: **SD + Pupil Number (EX. SD00123456)**
 - Pupil Number must be 8 digits long
 - Examples –
 - A student with pupil # 87654321 would use SD87654321
 - A student with pupil # 1234567 would use SD01234567
4. Password: **BIRTHDATE (MMDDYY)**
 - Examples –
 - A student with birthday = May 1, 1999 would use 050199



You will be asked to reset your password. This will become your new password. If you have challenges with your password you can see any teacher in the school as they will be able to support you with this process.

5. Scroll to the bottom and find the class labelled:

Grade 8 - Grads of 2024 Core Competencies Self Reflection

Grade 9 - Grads of 2023 Core Competencies Self Reflection

Grade 10 - Grads of 2022 Core Competencies Self Reflection

Grade 11 - Grads of 2021 Core Competencies Self Reflection

Grade 12 - Grads of 2020 Core Competencies Self Reflection




6. and click on your grade.
7. Click on the **Assignments Top Tab** and then the assignment labelled **Students Self Reflection**
8. **You will need to download the document or work within the online version of the document listed below your name. If you download the document you will need to “insert” this document to your portal account in the assignment tab.**
9. Read the instructions below on how to “insert” the assignment and hit the “turn in” button

← **Students Self Reflection** ASSIGNED: May 1

DUE: May 30, 2019 11:59 PM

Upload your self reflection sheet or a new final version of the sheet. Copies of this sheet can be found below and on our schools' website.


Please make sure to post this assignment to your portfolio (PLEASE SEE THE ATTACHMENT BELOW).

	CC self-asmr critical thinking[1].docx Click to preview	COPIED TO STUDENTS	VIEW	EDIT	Download	Delete
	CC self-asmr social responsibility.docx Click to preview	COPIED TO STUDENTS	VIEW	EDIT	Download	Delete
	How to copy assignment to your portfolio.png Click to preview	COPIED TO STUDENTS	VIEW	Download	Delete	


New **Insert** or drop files here

****** If you wanted to work with a digital document you can do so by clicking on the digital file located above the insert button. You will be able to use this in the browser. Don't forget to hit the "turn in" button ******

10. You then need to copy this assignment to your portfolio by clicking on the "Copy to portfolio" button.




 **TURNED IN (LOCKED)** Jan 31, 2019 12:27 PM • Edited Jan 31, 2019 12:26 PM • 2 Comments

Add text to your assignment submission

	Core Competencies- Click to preview	VIEW	EDIT	Download	Delete
---	---	------	------	----------	--------

New **Insert** or drop files here Delete Submission **RETURN** **COPY TO PORTFOLIO**

After submitting your assignment with your attachments, you want to copy this document to your portfolio. You will want to do this as it will allow you to look back at your growth in these areas.

   Make a comment SEND

11. **Deadline** for assignment submission is **Wednesday June 17, 2020.**